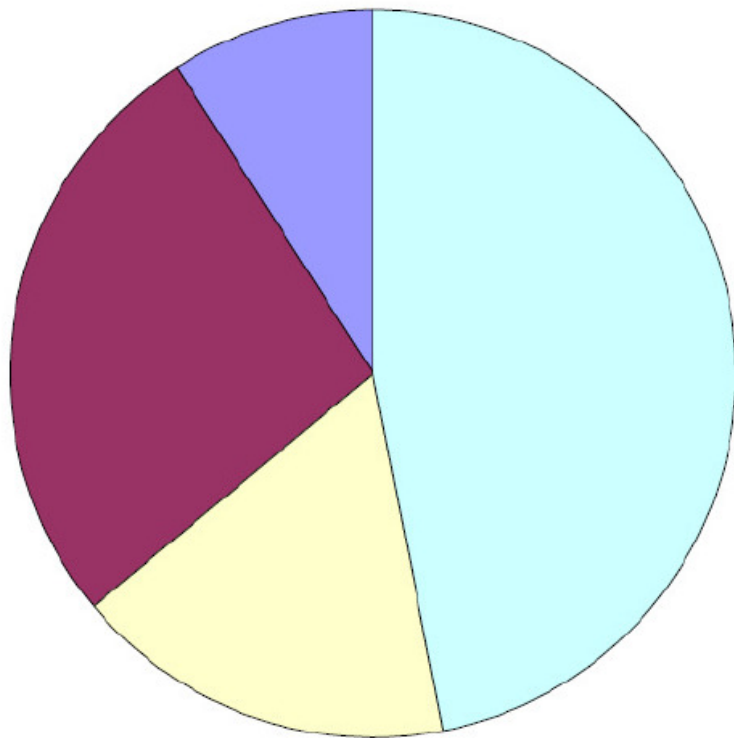
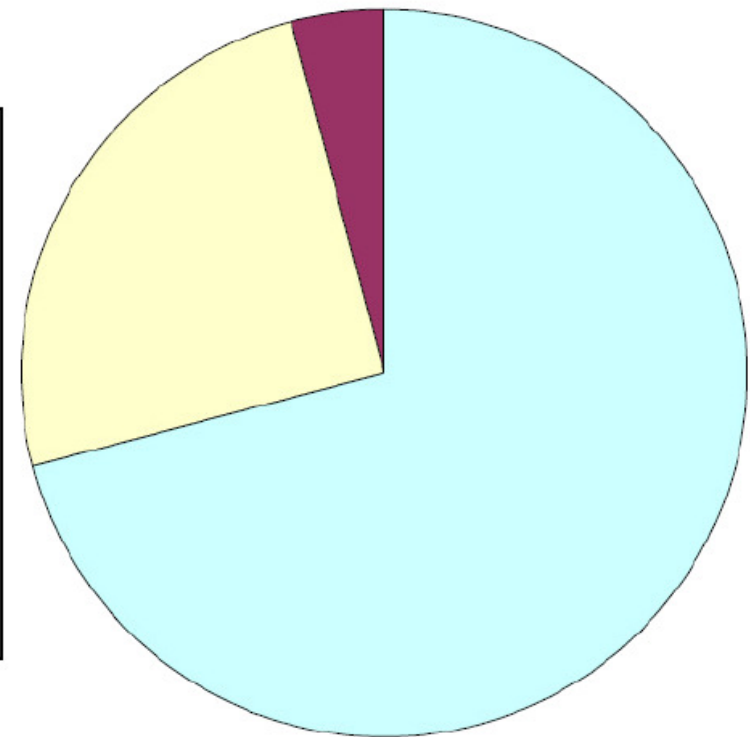


Florence has municipal water fluoridation. Oakridge does not.

Oakridge Dental Needs



Florence Dental Needs



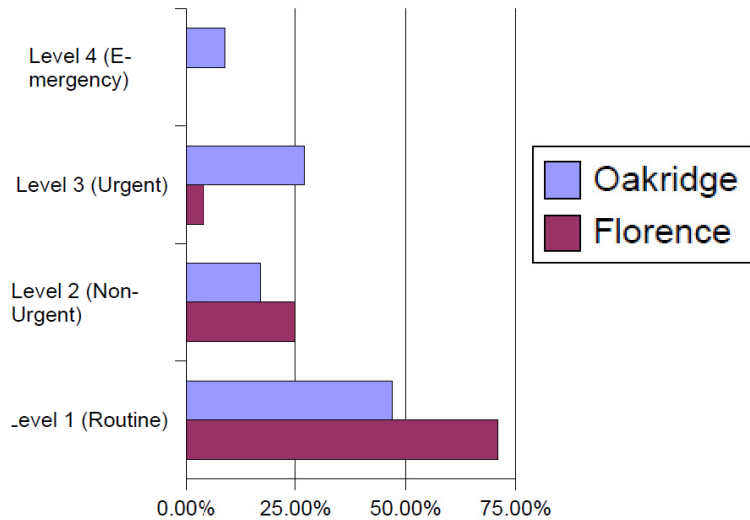
- Level 4 (Emergency)
- Level 3 (Urgent)
- Level 2 (Non-Urgent)
- Level 1 (Routine)

Oakridge Florence

Level 4 (Emergency)	9.00%	0.00%
Level 3 (Urgent)	27.00%	4.00%
Level 2 (Non-Urgent)	17.00%	25.00%
Level 1 (Routine)	47.00%	71.00%

From: Valerie Haynes <vhaynes@head-start.lane.or.us>
Date: Mon May 23, 2005 5:43:16 PM US/Pacific
To: April Love, DDS
Subject: dental data HS Oakridge versus Florence

Dental Comparisons



Hi April,

I have attached a PDF file showing the difference between referral levels in Oakridge versus Florence-- from our October 2004 Dental Hygiene Exams.

An additional statistic that should be factored in is that there were 12 children that required surgical dental treatment in Oakridge as compared to Zero children in Florence requiring surgical dental treatment.

Please make clear that we see decay among a lot of kids in Head Start-- but the kids in Florence were obviously in much better shape than any of the other kids in Lane County. I have never had a referral of a child in pain from that site-- whereas I get them routinely from all of our other sites.

Oakridge and Florence are very similar demographically in that the overwhelming majority (98%) of the children in those locations are non-latino caucasian.

Florence has municipal water fluoridation. Oakridge does not.

Oakridge Dental Needs

Florence Dental Needs

